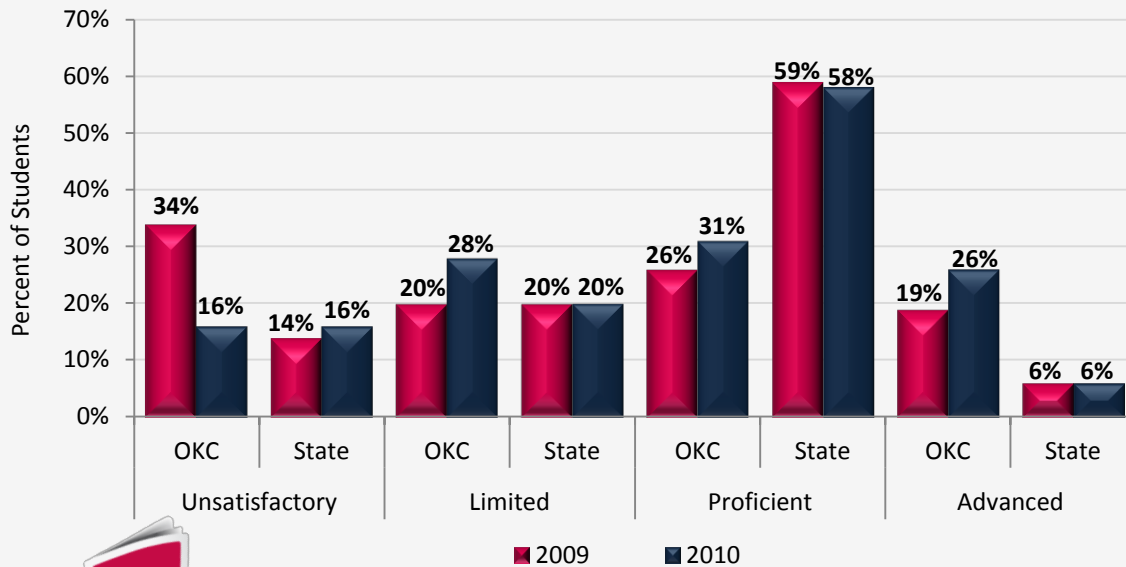


CRT Categorical Changes

OKC SPED vs. State



**CRT Overall Categorical Changes:
OKC vs State**



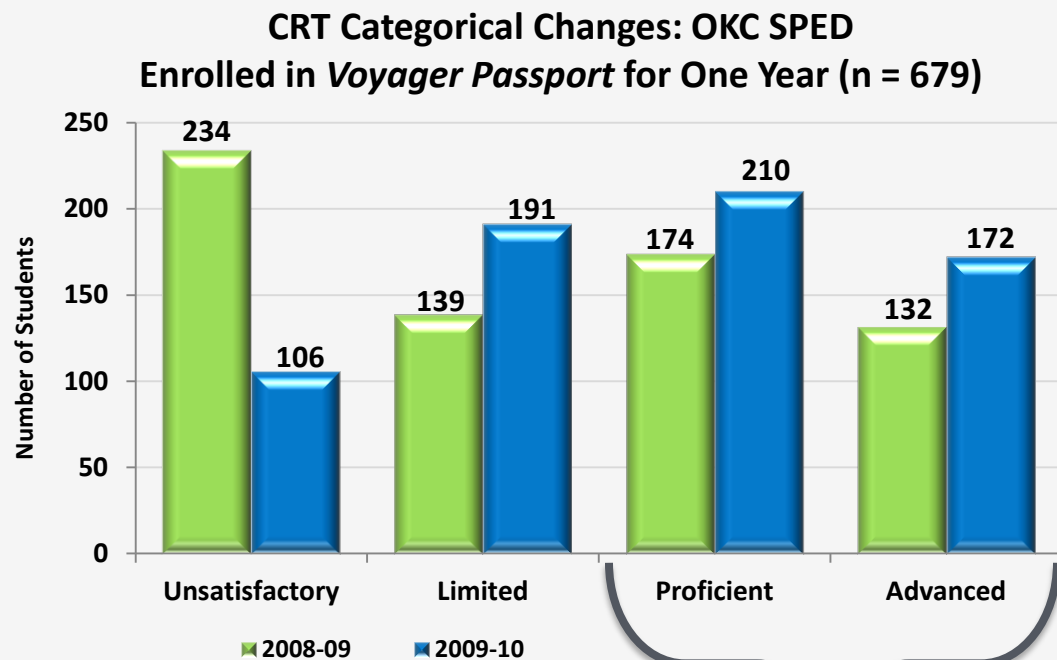
In Oklahoma City Public Schools, 679 students receiving special education services were enrolled in Voyager Passport during the 2009-10 school year and took the 2009 and 2010 CRT.

In 2010, the percentage of OKC students in special education scoring in the Unsatisfactory category on the CRT decreased from 34% to 16% of students, while state averages remained stagnant.

CRT Scores	OKC		STATE	
	2009	2010	2009	2010
Unsatisfactory	34%	16%	14%	16%
Limited	20%	28%	20%	20%
Proficient	26%	31%	59%	58%
Advanced	19%	26%	6%	6%

CRT Categorical Changes: OKC SPED

Students Enrolled in Voyager Passport for One Year



In Oklahoma City Public Schools, 679 students receiving special education services were enrolled in Voyager Passport during the 2009-10 school year and took the 2009 and 2010 CRT.

After one year in the Voyager Passport program:

- *The number of OKC students receiving special education services scoring in the Unsatisfactory category on the CRT decreased by more than half - from 234 to 106 students.*
- *The number of students in the Advanced category increased from 132 to 172 students.*

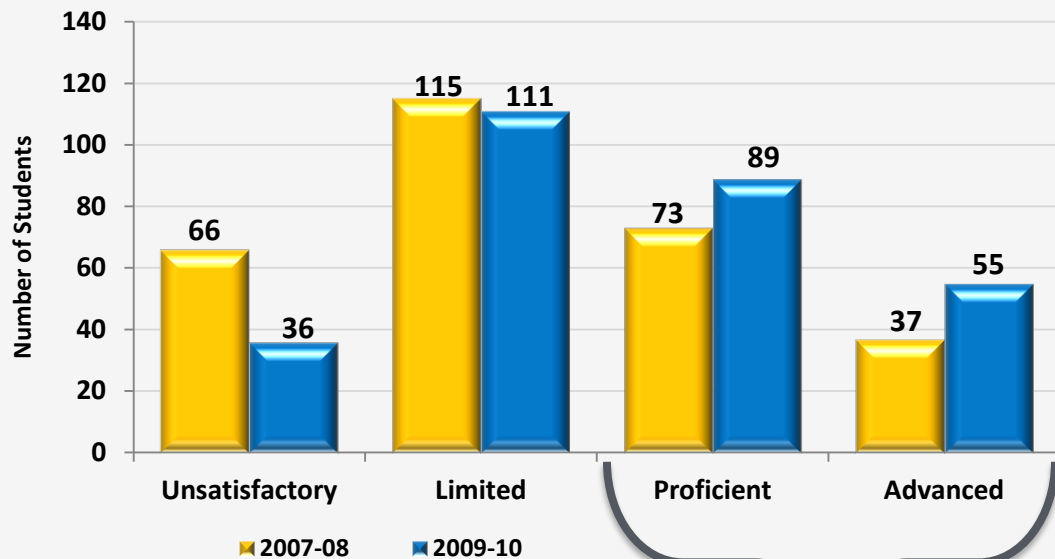
Overall, the percentage of students scoring Proficient or Advanced increased from 45% in 2009 to 56% in 2010.

CRT Categorical Changes: OKC SPED

Students Enrolled in Voyager Passport for Two Years



CRT Categorical Changes: OKC SPED
Enrolled in *Voyager Passport* for Two Years (n = 291)



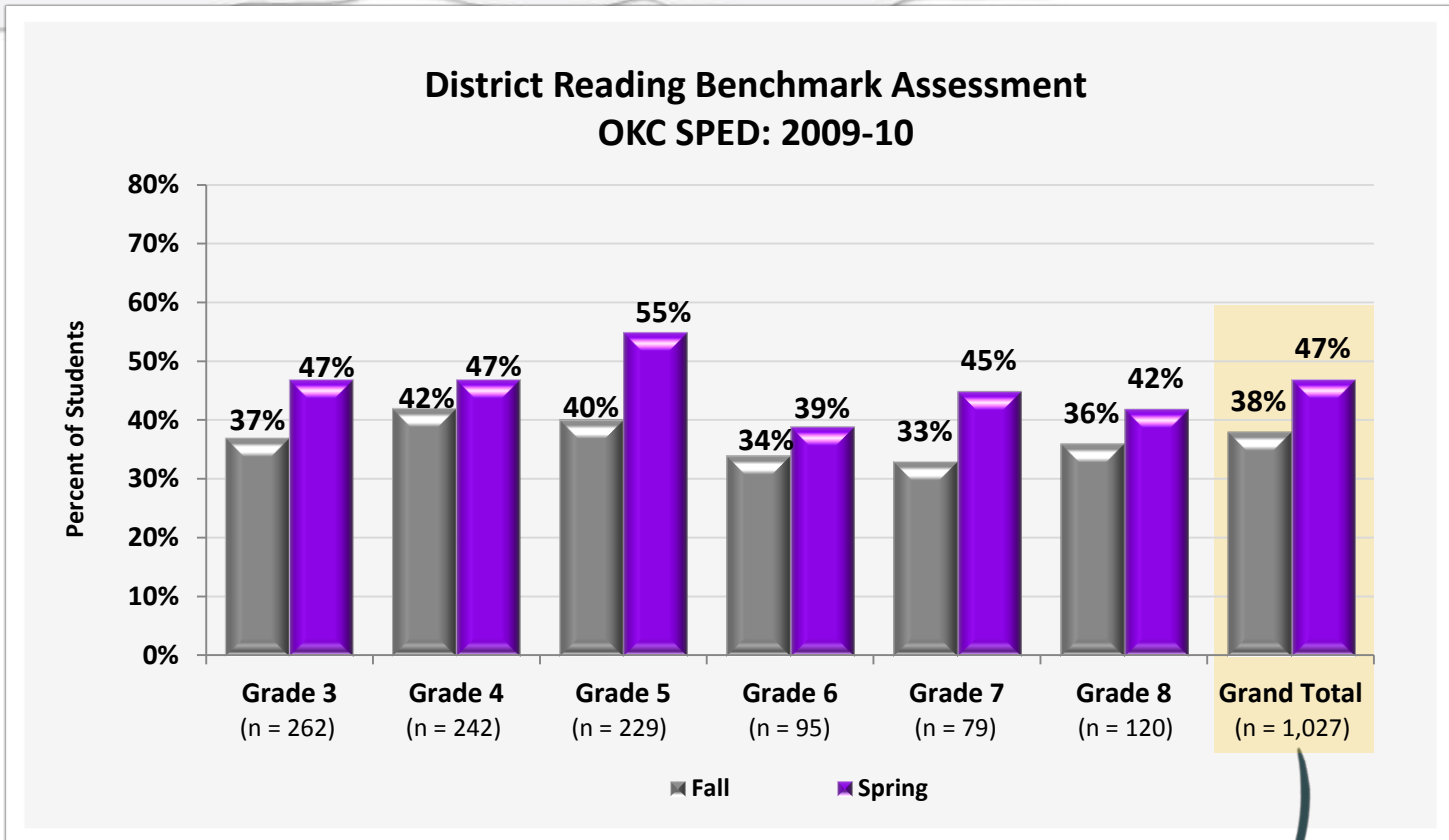
In Oklahoma City Public Schools, 291 students receiving special education services were enrolled in Voyager Passport during the 2008-09 and 2009-10 school years and took the 2008, 2009, and 2010 CRT.

After two years in the Voyager Passport program:

- *The number of OKC students receiving special education services scoring in the Unsatisfactory category on the CRT decreased by more than half - from 66 to 36 students.*
- *The number of students in the Advanced category increased from 37 to 55 students.*

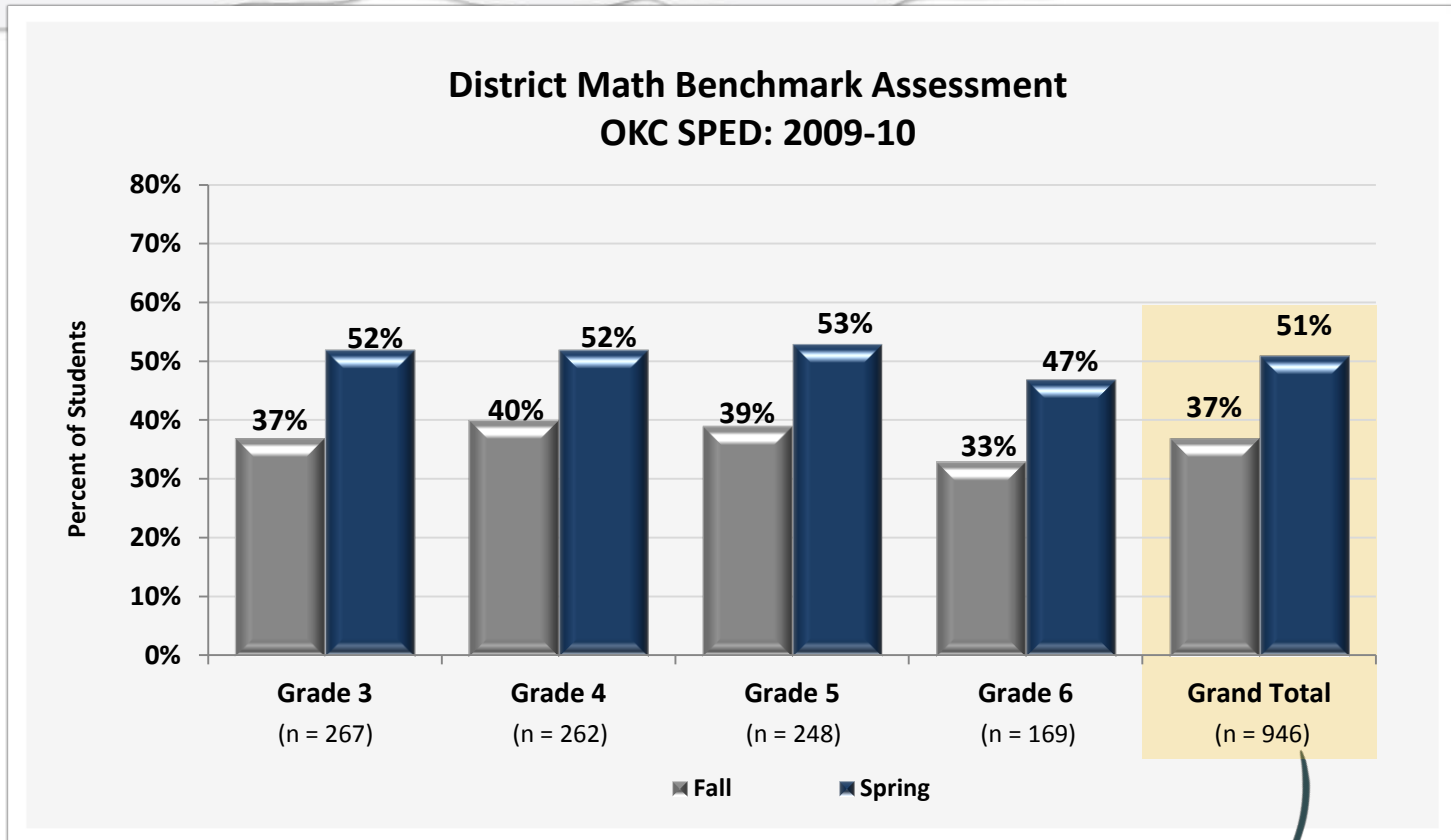
Overall, the percentage of students scoring Satisfactory or Advanced increased from 38% in 2008 to 49% in 2010.

District Reading Benchmark Assessment: OKC SPED



In Oklahoma City Public Schools, in each grade level, students receiving special education services made impressive gains on the district reading benchmark assessment, with the average gain across all grades being an increase of 9 percentage points, from 38% of students reading at benchmark in the fall to 47% reading on benchmark in the spring.

District Math Benchmark Assessment: OKC SPED



In Oklahoma City Public Schools, students in grades K-6 receiving special education services were enrolled in Vmath®. In each grade level, students made impressive gains on the district math benchmark assessment, with the average gain across all grades being an increase of 14 percentage points, from 37% of students performing at benchmark in the fall to 51% performing on benchmark in the spring.